

GRANDE OBLÝ

EBS

DGRR06500450SM01-6502



H	L	A	B	C	D	E	F	G
650	450	150	563	87	75	87	98-108	108-118

4.4	kg
2.4	l
316	W

I	J	K	M	N	O	P
51-61	200	min.100	50	-	-	-

A 4x 10x50	B 4x	C 4x	D 4x	E 4x	F 4x
G 4x	H 4x	I 4x M6x60	J 4x M8x35	K 4x	

1.1

1.2

1.3

1.4

1.5

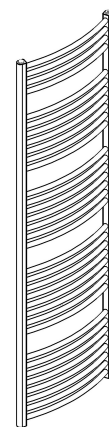
1.6

1.7

GRANDE OBLÝ

EBS

DGRR06500600SM01-6502



H	L	A	B	C	D	E	F	G
650	600	162	563	87	138	87	102-112	122-132

I	J	K	M	N	O	P
26-36	275	min.100	50	-	-	-

5.5	kg
3.0	l
409	W

A 4x 10x50	B 4x	C 4x	D 4x	E 4x	F 4x
G 4x	H 4x	I 4x M6x60	J 4x M8x35	K 4x	

1.1

1.2

1.3

1.4

1.5

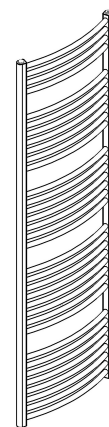
1.6

1.7

GRANDE OBLÝ

EBS

DGRR06500750SM01-6502



H	L	A	B	C	D	E	F	G
650	750	300	563	87	75	87	116-126	126-136

I	J	K	M	N	O	P
52-62	350	min.100	50	-	-	-

6.5	kg
3.5	l
492	W

A 4x 10x50	B 4x	C 4x	D 4x	E 4x	F 4x
G 4x	H 4x	I 4x M6x60	J 4x M8x35	K 4x	

1.1

1.2

1.3

1.4

1.5

1.6

1.7

GRANDE OBLÝ

EBS

DGRR09700450SM01-6502



H	L	A	B	C	D	E	F	G
970	450	150	883	87	75	87	98-108	108-118

6.4	kg
3.5	l
419	W

I	J	K	M	N	O	P		
51-61	200	min.100	50	-	-	-		

A 4x 10x50	B 4x	C 4x	D 4x	E 4x	F 4x
G 4x	H 4x	I 4x M6x60	J 4x M8x35	K 4x	

1.1

1.2

1.3

1.4

1.5

1.6

1.7

GRANDE OBLÝ

EBS

DGRR09700600SM01-6502



H	L	A	B	C	D	E	F	G
970	600	162	883	87	138	87	102-112	122-132

7.9	kg
4.3	l
590	W

I	J	K	M	N	O	P		
26-36	275	min.100	50	-	-	-		

A 4x 10x50	B 4x	C 4x	D 4x	E 4x	F 4x
G 4x	H 4x	I 4x M6x60	J 4x M8x35	K 4x	

1.1

1.2

1.3

1.4

1.5

1.6

1.7

GRANDE OBLÝ

EBS

DGRR09700750SM01-6502

H	L	A	B	C	D	E	F	G
970	750	300	883	87	75	87	116-126	126-136

I	J	K	M	N	O	P		
52-62	350	min.100	50	-	-	-		

9.3	kg
5.0	l
722	W



A 4x 10x50	B 4x	C 4x	D 4x	E 4x	F 4x
G 4x	H 4x	I 4x M6x60	J 4x M8x35	K 4x	

1.1

1.2

1.3

1.4

1.5

1.6

1.7

GRANDE OBLÝ

EBS

DGRR13300450SM01-6502

H	L	A	B	C	D	E	F	G
1330	450	150	1243	87	75	87	98-108	108-118

I	J	K	M	N	O	P		
51-61	200	min.100	50	-	-	-		

8.6	kg
4.7	l
545	W



A 4x 10x50	B 4x	C 4x	D 4x	E 4x	F 4x
G 4x	H 4x	I 4x M6x60	J 4x M8x35	K 4x	

1.1

1.2

1.3

1.4

1.5

1.6

1.7

GRANDE OBLÝ

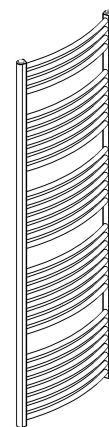
EBS

DGRR13300600SM01-6502

H	L	A	B	C	D	E	F	G
1330	600	162	1243	87	138	87	102-112	122-132

I	J	K	M	N	O	P		
26-36	275	min.100	50	-	-	-		

10.7	kg
5.8	l
708	W



A 4x 10x50	B 4x	C 4x	D 4x	E 4x	F 4x
G 4x	H 4x	I 4x M6x60	J 4x M8x35	K 4x	

1.1

1.2

1.3

1.4

1.5

1.6

1.7

GRANDE OBLÝ

EBS

DGRR13300750SM01-6502

H	L	A	B	C	D	E	F	G
1330	750	300	1243	87	75	87	116-126	126-136

I	J	K	M	N	O	P		
52-62	350	min.100	50	-	-	-		

12.6	kg
6.8	l
865	W

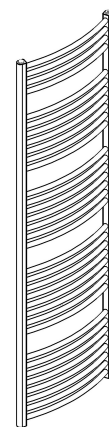


A 4x 10x50	B 4x	C 4x	D 4x	E 4x	F 4x
G 4x	H 4x	I 4x M6x60	J 4x M8x35	K 4x	

GRANDE OBLÝ

EBS

DGRR16900450SM01-6502



H	L	A	B	C	D	E	F	G
1690	450	150	1603	87	75	87	98-108	108-118

10.9	kg
6.0	l
701	W

I	J	K	M	N	O	P		
51-61	200	min.100	50	-	-	-		

A 4x 10x50	B 4x	C 4x	D 4x	E 4x	F 4x
G 4x	H 4x	I 4x M6x60	J 4x M8x35	K 4x	

1.1: Mounting the radiator panel to the wall using 1x white and 1x black wall anchors.

1.2: Connecting the radiator panel to the heating system using 1x white and 3x black fittings.

1.3: Final assembly and safety warnings, including a warning against using tools on the radiator.

1.1: Wall preparation and marking. Dimensions: 0,000, 5mm, 8mm.

1.2: Wall profile details. Dimensions: G, H ± 2, 50, F (SM), F (SK).

1.3: Mounting holes and dimensions. Dimensions: L (+/- 2), A, A, D, E, X=Y, 4x Ø10, 50, 5mm, !.

1.4: Mounting the radiator panel to the wall. Dimensions: 4x, A, B, C, E, I.

1.5: Tightening the panel. Dimensions: 4x, 2, C.

1.6: Connecting the radiator panel to the heating system. Dimensions: 3, 4.

1.7: Final connection and adjustment. Dimensions: 4x, 3, 5.

GRANDE OBLÝ

EBS

DGRR16900600SM01-6502



H	L	A	B	C	D	E	F	G
1690	600	162	1603	87	138	87	102-112	122-132

13.5	kg
7.4	l
909	W

I	J	K	M	N	O	P		
26-36	275	min.100	50	-	-	-		

A 4x 10x50	B 4x	C 4x	D 4x	E 4x	F 4x
G 4x	H 4x	I 4x M6x60	J 4x M8x35	K 4x	

1.1

1.2

1.3

1.4

1.5

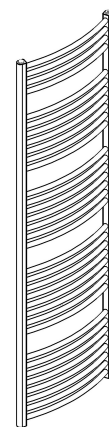
1.6

1.7

GRANDE OBLÝ

EBS

DGRR16900750SM01-6502



H	L	A	B	C	D	E	F	G
1690	750	300	1603	87	75	87	116-126	126-136

15.9	kg
8.6	l
1090	W

I	J	K	M	N	O	P		
52-62	350	min.100	50	-	-	-		

A 4x 10x50	B 4x	C 4x	D 4x	E 4x	F 4x
G 4x	H 4x	I 4x M6x60	J 4x M8x35	K 4x	

1.1

1.2

1.3

1.4

1.5

1.6

1.7

GRANDE OBLÝ

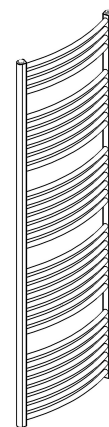
EBS

DGRR18500450SM01-6502

H	L	A	B	C	D	E	F	G
1850	450	150	1763	87	75	87	98-108	108-118

I	J	K	M	N	O	P		
51-61	200	min.100	50	-	-	-		

12.4	kg
6.8	l
805	W



A 4x 10x50	B 4x	C 4x	D 4x	E 4x	F 4x
G 4x	H 4x	I 4x M6x60	J 4x M8x35	K 4x	

1.1

1.2

1.3

1.4

1.5

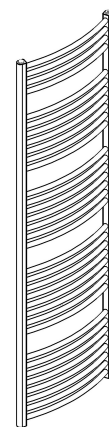
1.6

1.7

GRANDE OBLÝ

EBS

DGRR18500600SM01-6502



H	L	A	B	C	D	E	F	G
1850	600	162	1763	87	138	87	102-112	122-132

15.5	kg
8.5	l
1051	W

I	J	K	M	N	O	P		
26-36	275	min.100	50	-	-	-		

A 4x 10x50	B 4x	C 4x	D 4x	E 4x	F 4x
G 4x	H 4x	I 4x M6x60	J 4x M8x35	K 4x	

1.1

1.2

1.3

1.4

1.5

1.6

1.7

GRANDE OBLÝ

EBS

DGRR18500750SM01-6502

H	L	A	B	C	D	E	F	G
1850	750	300	1763	87	75	87	116-126	126-136

I	J	K	M	N	O	P		
52-62	350	min.100	50	-	-	-		

18.3	kg
9.9	l
1264	W



A 4x 10x50	B 4x	C 4x	D 4x	E 4x	F 4x
G 4x	H 4x	I 4x M6x60	J 4x M8x35	K 4x	

1.1

1.2

1.3

1.4

1.5

1.6

1.7

